

ht angular welded
350 mm to 2100 mm

For technical information see page 560f.

66 6527 ■

Square tube □ 35 × 35 × 2.5 mm

66 6527 is a factory-welded version with an angular Pull cross-section based on the concept “md modular system” (page 546f.) or “ht welded” (page 504). FSB manufactures the 66 6527 pull style to order in A sizes from 350 mm to maximum 2100 mm.

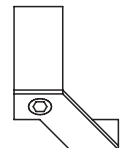
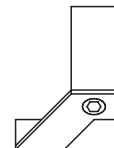
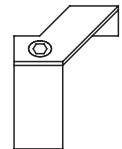
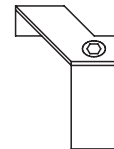
The dimensions of the two support variants for a straight or cranked pull design are defined. When ordering, please also provide the A dimension defining the fixing clearance from the middle of the screw hole of one support to the middle of the screw hole of the other support. The overall length of the pull is achieved by adding the dimensions 2 × 20 mm (drill hole clearance including material) thickness.



45 . .

46 . . r.h.

56 . . l.h.



→ 35 ←

→ 40 ←

→ 40 ←

. . 45

. . 46 r.h.

. . 56 l.h.