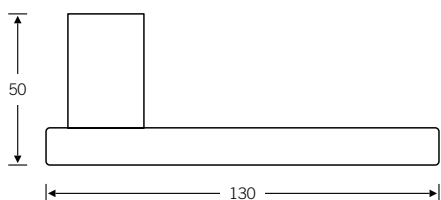
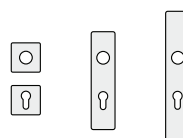


Door handle FSB 1003, which has echoes of a miniature door on its side, is decidedly something of a collector's item. Johannes Potente adopted the underlying visual concept and put it to effect in Aluminium and Stainless Steel.



Recommended rose/backplate variants



Design: Johannes Potente \* restrictions for some variants

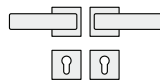
Door pull 66 6548 | Page 514


surface-mtd

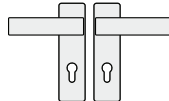
flush-fitted\*


Bearings information | Page 24 ff.

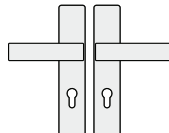
Lever/lever sets




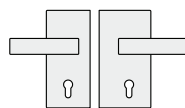
 12 1003 041 (NH)



 12 1003 001 (NH)




 12 1003 021 (NH)

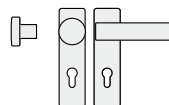



 13 4220 041 (RH) with  13 4220 051 (LH) with  
10 1003 00100 10 1003 00100

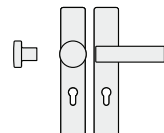
Lever/knob sets




 12 1003 043 (NH)



 12 1003 003 (NH)

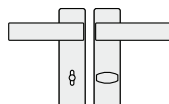


 12 1003 023 (NH)

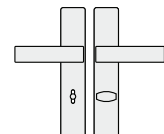
Bathroom sets



 12 1003 045 (NH)



 12 1003 005 (NH)



 12 1003 025 (NH)

Window handles



34 1003 09032 (Rose 27 × 62 × 10)  
34 1003 09040 (Rose 32.5 × 70 × 10)  
34 1003 09036 (Rose 25.5 × 60.5 flush-fit)  
34 1003 170 (lock adaptor RC 1–6)  
34 1003 076 (lock adaptor with push-button RC 1–6)  
34 1003 | Page 321

3a